

Scaled data based on original data using
LM-79-08 Approved Method: Electrical and Photometric Measurements of Solid-
State Lighting Products

Test Report Prepared for
Cooper Lighting Solutions
(formerly Eaton)

Brand: McGRAW-EDISON

Report Number: P385712

Luminaire Tested: **GWC-SA1B-740-U-SL2-HSS**

Issue Date: 3/3/2020

Test Information

Test Method: LM-79-08
Report Number: P385712
TEST IS SCALED FROM IESNA LM-79-08 TEST DATA (G2-1903-205-21)
Test Lab: INNOVATION CENTER
Issue Date: 3/3/2020
Manufacturer: COOPER LIGHTING SOLUTIONS (FORMERLY EATON)
Product Line: MCGRAW-EDISON
Catalog Number: GWC-SA1B-740-U-SL2-HSS
Description: GALLEON WALL LUMINAIRE
(1) 70 CRI, 4000K, 800mA LIGHTSQUARE WITH 16 LEDS AND TYPE II SPILL LIGHT
ELIMINATOR OPTICS WITH HOUSE SIDE SHIELD
Light Source: -
Ballast/Driver: ELECTRONIC DRIVER

Summary

Lumens per Lamp: N/A
Luminaire Lumens: 5055 lumens
Efficiency: N/A
Efficacy: 114.9 lumens/watt
Luminous Opening: Rectangular (W 0.5' x L: 0.5' x H: 0')
IES Classification: Type III - Medium
BUG Rating: B1 - U0 - G2

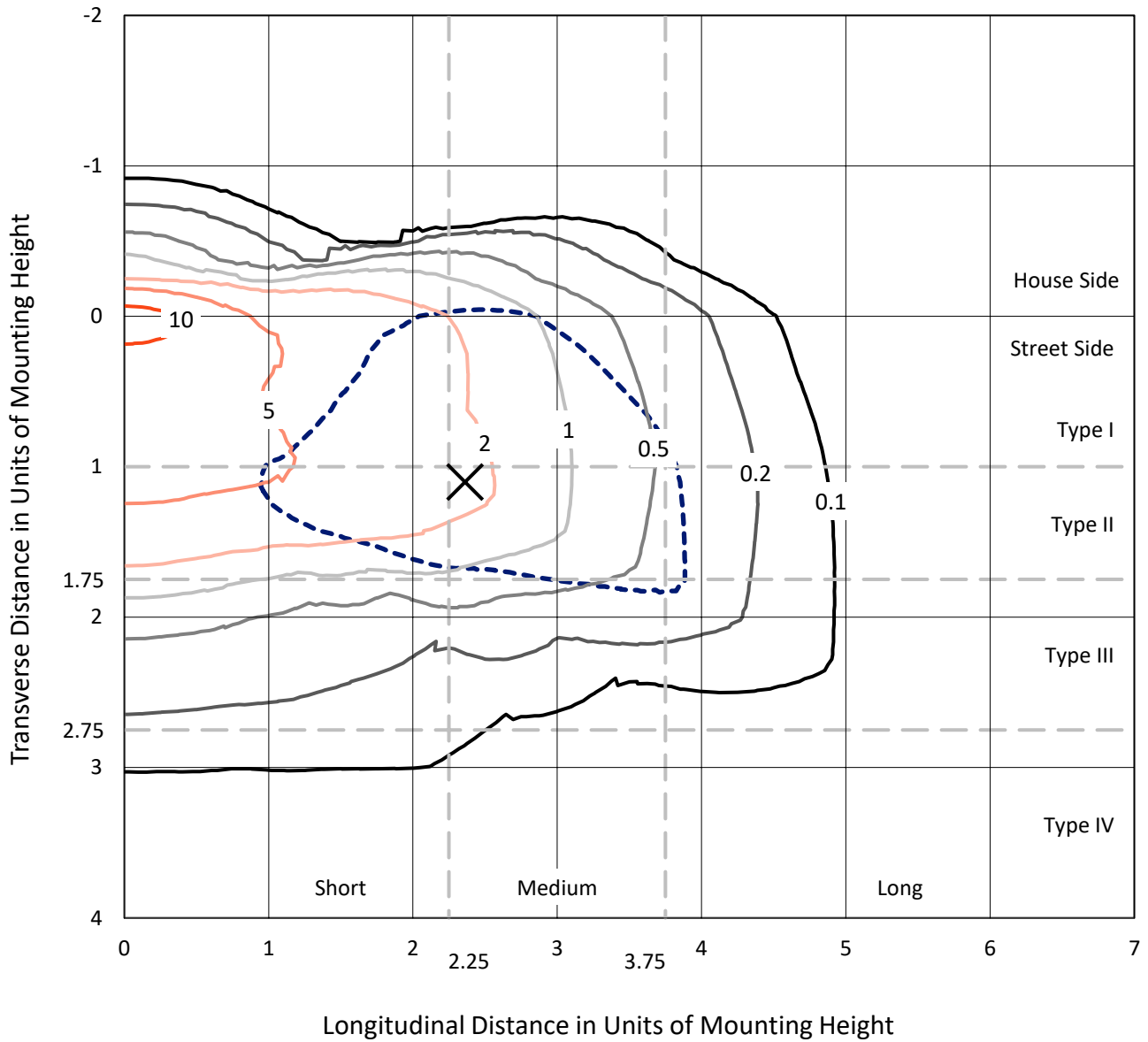
Input Watts (W): 44
Input Voltage (V): NR
Input Current (Ain): NR
Voltage Rise (V): NR
Power Factor: NR
Total Harmonic Distortion (THDi): NR
Frequency (hertz): 60
Stabilization Time: NR
Operation Time: NR
Ambient Temperature (°C): NR
Test Distance: 24 FT



REPORT NUMBER: P385712
 CATALOG NUMBER: GWC-SA1B-740-U-SL2-HSS

Iso-Footcandle Lines of Horizontal Illumination

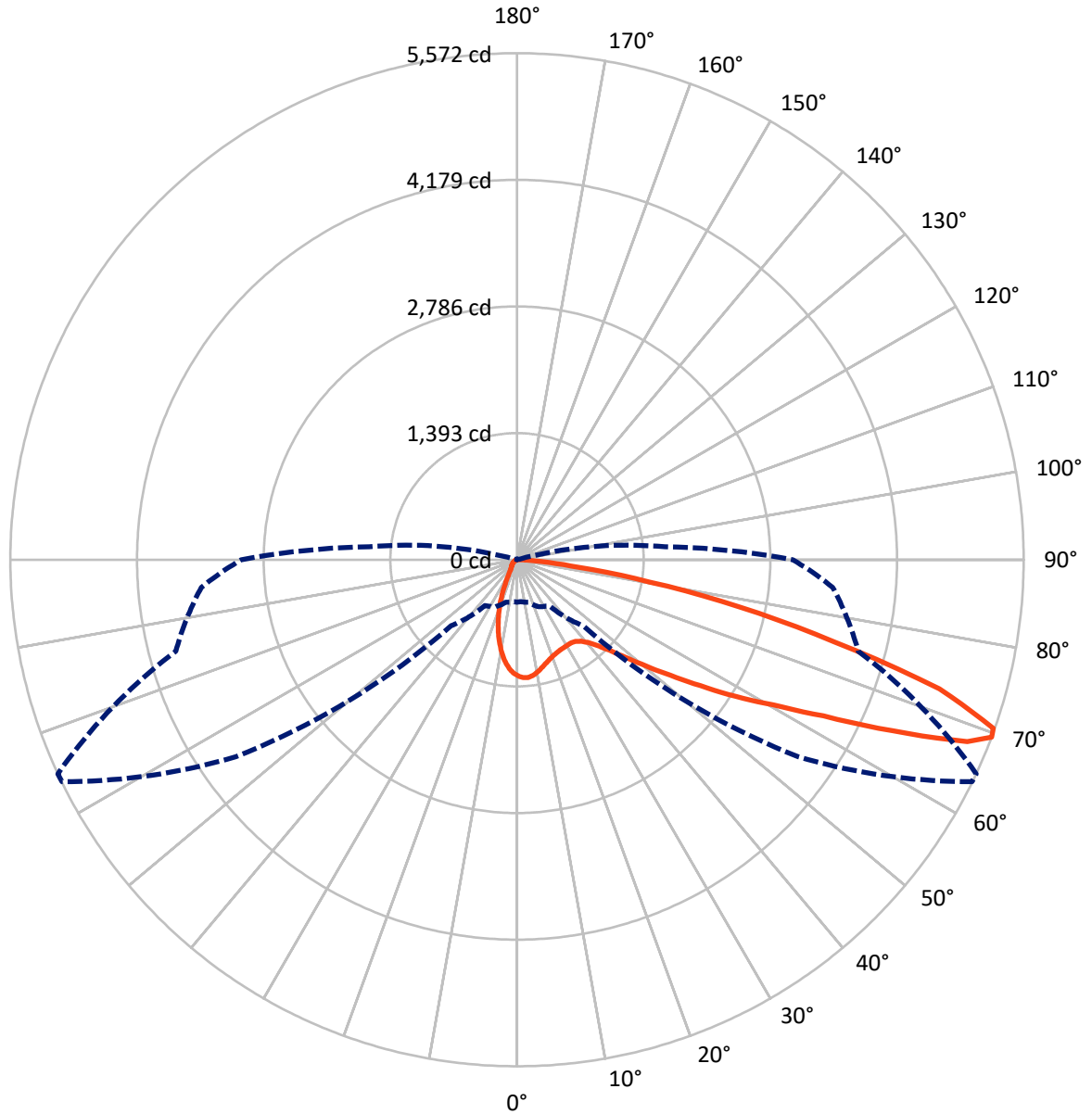
× Max cd
 - - - 1/2 Max cd



Based on 10 foot mounting height. Maximum calculated value = 12.8 fc
 Type III - Medium - N/A

REPORT NUMBER: P385712
CATALOG NUMBER: GWC-SA1B-740-U-SL2-HSS

Luminous Intensity Polar Plot



— Vertical Plane Through 65-Deg Lateral - - - Horizontal Cone Through 69-Deg Vertical

REPORT NUMBER: P385712

CATALOG NUMBER: GWC-SA1B-740-U-SL2-HSS

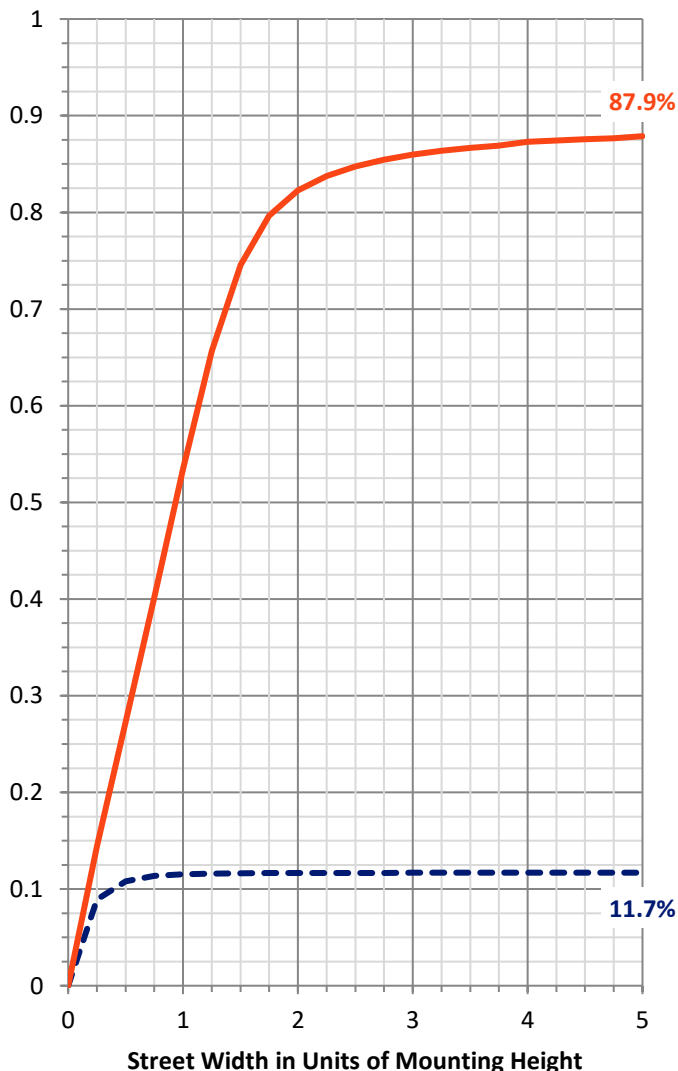
FLUX DISTRIBUTION:

		Downward	Upward	Total
House Side	Lumens	595.9	0.0	595.9
	% Fixture	11.8	0.0	11.8
Street Side	Lumens	4459.1	0.0	4459.1
	% Fixture	88.2	0.0	88.2
Total	Lumens	5055.0	0.0	5055.0
	% Fixture	100.0	0.0	100.0

ZONAL LUMENS:

Zone	Lumens	% Fixture
0°-10°	106.8	2.1
10°-20°	233.8	4.6
20°-30°	323.9	6.4
30°-40°	451.6	8.9
40°-50°	701.9	13.9
50°-60°	1126.8	22.3
60°-70°	1274.6	25.2
70°-80°	748.6	14.8
80°-90°	87.1	1.7
90°-100°	0.0	0.0
100°-110°	0.0	0.0
110°-120°	0.0	0.0
120°-130°	0.0	0.0
130°-140°	0.0	0.0
140°-150°	0.0	0.0
150°-160°	0.0	0.0
160°-170°	0.0	0.0
170°-180°	0.0	0.0
0°-90°	5055.0	100.0
0°-180°	5055.0	100.0

Coefficient of Utilization



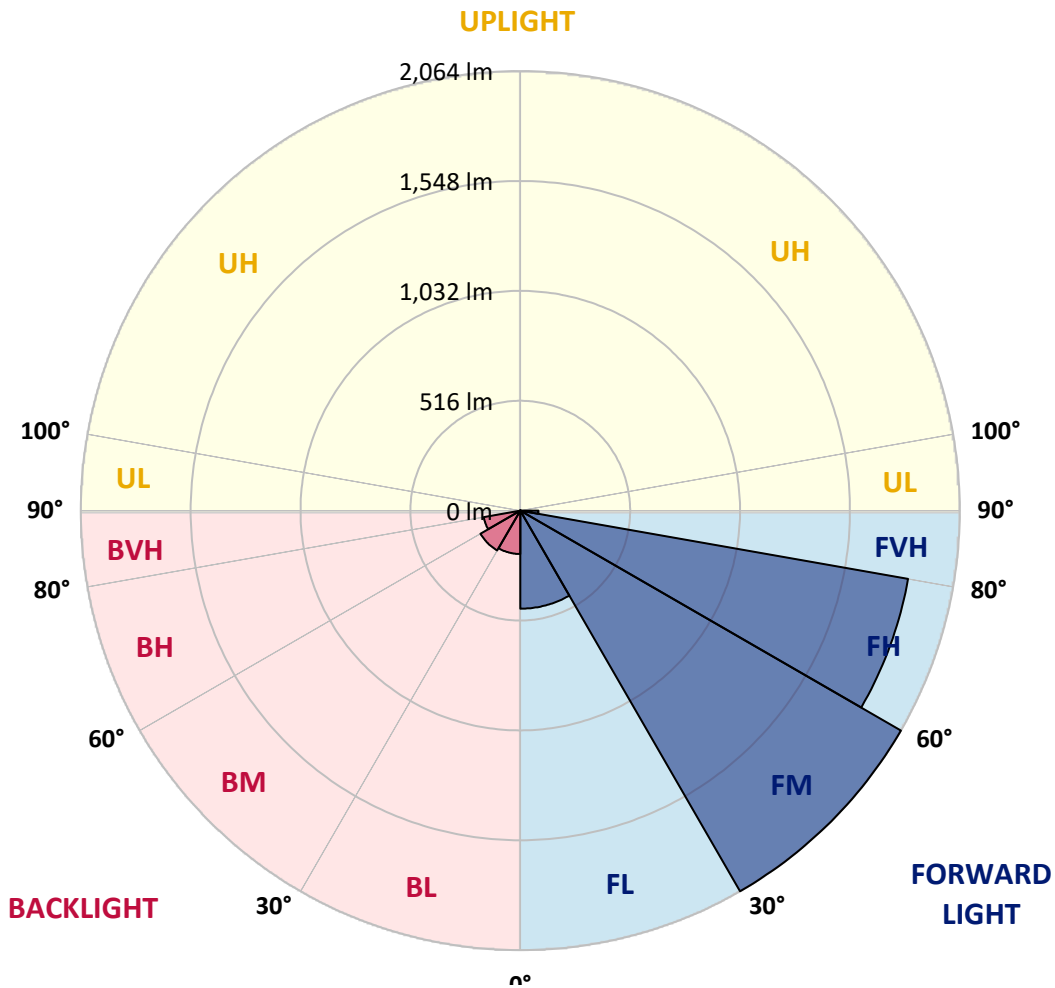
REPORT NUMBER: P385712

CATALOG NUMBER: GWC-SA1B-740-U-SL2-HSS

LUMINAIRE CLASSIFICATION SYSTEM LUMEN TABLE AND BUG RATING:

Zone	Lumens	% Fixture	Zone Rating/Lumen Limit		
			B	U	G
FL (0°-30°)	460.6	9.1			
FM (30°-60°)	2064.3	40.8			
FH (60°-80°)	1849.1	36.6			G2/5000
FVH (80°-90°)	85.1	1.7			G1/100
BL (0°-30°)	203.9	4.0	B1/500		
BM (30°-60°)	215.9	4.3	B0/220		
BH (60°-80°)	174.1	3.4	B1/500		G1/500
BVH (80°-90°)	2.0	0.0			G0/10
UL (90°-100°)	0.0	0.0		U0/0	
UH (100°-180°)	0.0	0.0		U0/0	

BUG Rating: B1-U0-G2
 Type III Medium





REPORT NUMBER: P385712
 CATALOG NUMBER: GWC-SA1B-740-U-SL2-HSS

CANDELA DISTRIBUTION (FULL):

	0°	5°	15°	25°	35°	45°	55°	64°	65°	75°	85°
0°	1277.4	1277.4	1277.4	1277.4	1277.4	1277.4	1277.4	1277.4	1277.4	1277.4	1277.4
2.5°	1288.7	1285.5	1288.1	1293.7	1296.4	1296.4	1298.6	1296.0	1296.9	1290.7	1281.7
5°	1208.1	1203.2	1210.2	1225.9	1245.1	1261.6	1286.0	1298.8	1300.1	1300.3	1289.8
7.5°	1121.3	1116.8	1127.2	1145.6	1170.5	1201.0	1243.6	1280.8	1283.0	1303.1	1295.4
10°	1050.7	1047.5	1059.7	1079.3	1108.4	1142.7	1194.8	1246.6	1252.8	1297.3	1294.5
12.5°	994.6	992.1	1003.6	1026.3	1056.0	1093.9	1148.4	1208.5	1216.9	1284.3	1290.2
15°	953.8	953.3	963.0	984.8	1017.7	1053.0	1108.9	1173.2	1182.9	1270.1	1289.6
17.5°	932.4	933.0	940.1	958.7	986.9	1022.0	1075.5	1143.5	1154.0	1257.5	1292.8
20°	930.2	930.9	934.7	945.2	968.1	999.1	1048.3	1118.5	1129.4	1248.1	1297.9
22.5°	949.1	948.6	949.7	948.6	961.5	985.0	1030.4	1099.2	1111.8	1241.9	1302.0
25°	985.2	984.6	984.2	976.2	967.7	980.3	1022.9	1088.3	1100.3	1237.4	1304.4
27.5°	1035.5	1035.1	1034.4	1021.4	995.7	987.8	1023.7	1084.3	1094.3	1233.8	1303.9
30°	1101.6	1104.6	1103.7	1085.5	1045.5	1010.7	1032.7	1082.1	1090.9	1226.7	1299.4
32.5°	1179.2	1185.2	1189.9	1170.5	1120.4	1056.0	1053.5	1084.5	1090.9	1221.4	1291.3
35°	1259.9	1267.6	1284.9	1278.0	1212.2	1124.3	1089.2	1098.6	1103.9	1224.4	1287.5
37.5°	1339.2	1348.4	1386.1	1406.0	1332.4	1214.5	1144.8	1133.5	1136.2	1242.5	1291.7
40°	1431.4	1445.3	1502.4	1534.5	1475.9	1335.4	1228.0	1193.3	1194.4	1282.5	1311.6
42.5°	1552.5	1566.8	1628.6	1678.9	1637.6	1488.1	1340.9	1284.9	1283.8	1357.4	1358.5
45°	1700.1	1715.0	1779.0	1834.8	1816.2	1669.1	1485.5	1418.6	1417.3	1475.5	1447.2
47.5°	1867.3	1882.1	1939.2	1996.8	2016.9	1880.4	1669.7	1601.0	1598.0	1639.5	1584.4
50°	2010.9	2020.5	2073.1	2150.5	2241.2	2140.1	1898.8	1832.7	1829.5	1857.5	1785.6
52.5°	2063.1	2068.6	2122.1	2230.5	2456.8	2491.7	2199.7	2114.6	2112.3	2124.4	2053.6
55°	1957.4	1967.4	2033.1	2194.0	2573.6	2889.1	2579.6	2463.7	2445.9	2419.6	2333.9
57.5°	1669.5	1685.5	1756.1	1970.0	2519.1	3204.4	3137.9	2858.6	2832.5	2671.6	2561.7
60°	1250.9	1270.6	1329.2	1560.0	2228.0	3316.7	3747.9	3298.5	3239.7	2872.2	2771.1
62.5°	858.4	868.2	908.0	1058.4	1640.8	3132.8	4258.3	3887.8	3780.5	3090.4	2997.6
65°	655.6	659.0	675.3	727.0	977.1	2544.8	4461.3	4665.4	4535.5	3351.4	3232.7
67.5°	528.3	525.6	548.0	622.0	654.3	1552.5	4224.5	5401.0	5340.2	3700.2	3469.2
69°	465.9	462.0	484.9	570.9	614.5	1026.3	3776.6	5568.0	5571.9	3884.4	3485.5
70°	419.2	421.8	444.5	540.5	601.1	805.5	3348.8	5525.4	5555.8	3953.3	3388.0
72.5°	280.0	286.8	332.4	448.8	578.0	609.6	2022.0	4741.5	4858.3	3798.2	2906.7
75°	157.9	163.0	217.1	338.4	544.6	580.5	1068.0	3493.2	3606.1	3176.2	2241.5
77.5°	77.4	80.2	122.8	218.4	455.4	553.1	605.8	2372.8	2501.8	2073.1	1267.8
80°	32.7	34.2	61.4	134.8	325.6	527.9	449.8	1460.3	1476.3	812.2	337.7
82.5°	12.6	13.0	25.9	84.1	206.8	411.5	376.2	692.4	675.7	152.9	77.0
85°	1.5	1.7	9.4	50.5	115.1	211.8	305.7	298.4	276.1	30.4	39.6
87.5°	0.0	0.0	0.6	15.4	34.2	99.2	158.9	123.8	111.7	9.8	20.5
90°	0.0	0.0	0.0	0.0	0.0	0.0	0.0	0.0	0.0	0.0	0.0



REPORT NUMBER: P385712
 CATALOG NUMBER: GWC-SA1B-740-U-SL2-HSS

CANDELA DISTRIBUTION (continued):

	90°	95°	105°	115°	125°	135°	145°	155°	165°	175°	180°
0°	1277.4	1277.4	1277.4	1277.4	1277.4	1277.4	1277.4	1277.4	1277.4	1277.4	1277.4
2.5°	1274.2	1272.1	1260.5	1243.8	1228.0	1208.3	1189.5	1178.2	1169.2	1163.2	1170.2
5°	1277.6	1268.2	1233.1	1188.2	1144.1	1094.5	1048.3	1009.2	993.8	976.7	984.4
7.5°	1276.6	1258.8	1195.7	1115.7	1034.8	951.2	872.1	811.1	779.4	748.4	756.3
10°	1271.2	1241.3	1145.6	1027.1	906.1	785.9	673.6	588.2	540.5	497.3	503.5
12.5°	1259.4	1217.7	1086.6	925.8	763.8	605.3	473.8	364.5	305.9	280.0	283.2
15°	1252.4	1194.8	1024.2	823.1	612.0	421.6	289.6	215.4	188.7	180.1	181.2
17.5°	1249.0	1172.8	959.6	705.7	456.7	268.4	187.2	165.1	159.4	157.9	158.3
20°	1245.5	1150.6	893.0	589.5	314.6	180.5	153.8	147.4	145.2	143.3	143.7
22.5°	1239.8	1129.2	821.6	471.9	212.2	146.5	138.6	132.4	127.9	125.6	126.0
25°	1232.7	1106.7	748.6	351.4	154.9	130.7	123.2	114.4	109.1	104.8	105.0
27.5°	1221.4	1079.1	673.4	255.8	130.1	117.0	106.9	97.3	88.3	83.4	83.4
30°	1205.5	1047.9	589.7	183.1	116.6	103.5	91.3	79.4	69.7	65.2	64.8
32.5°	1188.0	1015.4	505.2	138.8	105.9	90.9	77.0	64.4	55.8	52.2	52.0
35°	1173.0	980.3	421.0	116.4	95.2	78.7	63.5	52.8	46.0	43.0	42.8
37.5°	1163.4	945.2	338.8	104.0	85.6	67.4	53.3	43.6	38.7	36.4	36.1
40°	1161.9	919.1	263.7	94.5	76.6	57.3	44.5	37.0	32.5	29.9	29.7
42.5°	1181.4	904.2	202.3	86.6	67.4	48.6	37.9	31.7	27.0	24.4	24.2
45°	1232.5	908.9	155.7	79.6	58.2	41.1	32.1	26.3	22.0	20.1	19.7
47.5°	1325.7	941.4	123.8	72.5	49.4	34.9	27.4	21.8	18.2	16.3	16.0
50°	1491.7	1017.7	103.5	64.8	41.3	29.7	22.7	17.8	14.8	13.0	12.8
52.5°	1712.1	1153.8	92.4	57.3	34.2	25.2	18.6	14.1	11.6	10.3	10.1
55°	1955.0	1318.5	85.1	49.2	28.0	21.0	14.8	11.1	9.0	7.9	7.5
57.5°	2192.3	1461.1	78.3	41.3	23.3	17.1	11.8	8.8	7.1	6.0	5.8
60°	2410.2	1592.3	70.4	33.2	19.0	13.5	9.2	6.8	5.6	4.5	4.5
62.5°	2643.6	1693.7	59.5	25.9	15.6	10.3	7.5	6.2	4.5	3.9	3.6
65°	2890.9	1768.9	46.6	20.1	12.2	7.7	6.2	6.4	3.6	2.8	2.6
67.5°	3073.5	1754.0	34.4	15.8	9.4	6.0	6.0	6.8	3.2	2.1	1.9
69°	3033.3	1632.3	28.9	13.7	8.1	5.1	5.6	6.8	3.0	1.9	1.7
70°	2916.7	1497.5	25.5	12.2	7.3	4.7	5.3	6.6	2.8	1.9	1.7
72.5°	2429.0	1127.9	19.9	9.2	5.8	3.9	4.5	5.8	2.8	1.9	1.5
75°	1827.1	721.9	15.2	6.6	4.3	3.0	3.4	4.3	2.8	1.7	1.5
77.5°	994.2	260.3	10.9	4.5	3.0	2.4	2.4	3.2	2.6	1.3	0.9
80°	255.6	65.5	6.8	3.0	2.4	1.7	1.5	2.1	1.5	0.2	0.0
82.5°	63.1	14.8	3.6	2.1	1.7	0.6	0.6	1.1	0.6	0.0	0.0
85°	34.7	7.3	2.4	1.5	0.9	0.0	0.0	0.2	0.0	0.0	0.0
87.5°	17.8	2.1	0.6	0.4	0.2	0.0	0.0	0.0	0.0	0.0	0.0
90°	0.0	0.0	0.0	0.0	0.0	0.0	0.0	0.0	0.0	0.0	0.0

Signify Classified - Internal
Cooper Lighting Solutions Photometric Lab
1121 Highway 74 South
Peachtree City, GA 30269

Scaled Data Report



Report Generated By 670245982

Signify Classified - Internal
Cooper Lighting Solutions Photometric Lab
1121 Highway 74 South
Peachtree City, GA 30269

Scaled Data Report



Signify Classified - Internal
Cooper Lighting Solutions Photometric Lab
1121 Highway 74 South
Peachtree City, GA 30269

Scaled Data Report



Signify Classified - Internal
Cooper Lighting Solutions Photometric Lab
1121 Highway 74 South
Peachtree City, GA 30269

Scaled Data Report



Signify Classified - Internal
Cooper Lighting Solutions Photometric Lab
1121 Highway 74 South
Peachtree City, GA 30269

Scaled Data Report



--- HS — SS

Signify Classified - Internal
Cooper Lighting Solutions Photometric Lab
1121 Highway 74 South
Peachtree City, GA 30269

Scaled Data Report



u

Signify Classified - Internal
Cooper Lighting Solutions Photometric Lab
1121 Highway 74 South
Peachtree City, GA 30269

Scaled Data Report



Signify Classified - Internal
Cooper Lighting Solutions Photometric Lab
1121 Highway 74 South
Peachtree City, GA 30269

Scaled Data Report



(END OF REPORT)